

**T.H. SMITH CO**

**Freestanding Bathtub  
Installation Guide**

# Thank You For Choosing T.H. Smith

Please review this manual in detail prior to installing your bathtub.  
If you require clarification or have any installation questions, please contact us directly.

**Phone:** (778) 600-1822  
**Email:** sales@thsmith.com

## Getting Started

Before you begin, read all instructions carefully and consult your local building codes to ensure the installation complies with all standards in your area.

Freestanding baths should be installed using a **Freestanding Bathtub Drain Installation Kit** where feasible. This simplifies plumbing installations and facilitates any future servicing, should it be required. These kits are available from plumbing wholesalers and retailers.

We recommend the installation be carried out by a plumbing professional.

## Important

Check for handling damage or defects before installation. Any handling damage must be reported to the freight carrier immediately. If any defects are noted, contact your supplier. Do not install a damaged or defective bath.

Protect all surfaces prior to handling the bathtub. Cardboard and construction debris may scuff, dull, or scratch the finish. This damage can be difficult to repair after installation.

Freestanding baths are heavy and awkward to handle. At least two people are needed to maneuver the bathtub during installation.

Care must be used in handling the bath. Flexing or dropping the bath will result in damage which may require repair or replacement. Handling damage is not covered by the warranty.

Avoid the use of solvents and abrasives. These chemicals will damage and may compromise the bathtub's surface.

Check for any obstructions such as joists, plumbing, and other hidden services prior to beginning the installation.

Appropriate protective equipment should always be used.

# Installation

## 1

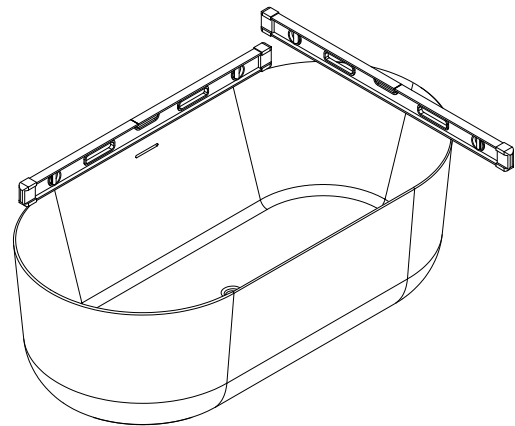
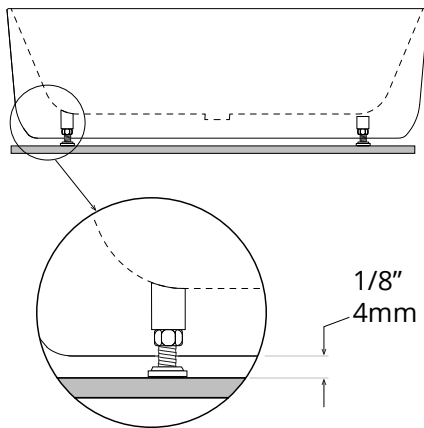
Remove the bathtub from the packaging. Always protect the bathtub by using padded blankets. Do not drag or slide the bathtub. Check for damage immediately and do not install a damaged bathtub.

Turn the bathtub upside down.

Adjust the legs so they extend 1/8" past the skirt of the bathtub. The skirt of the bathtub should sit 1/8" above the finished floor and carry no weight. Adjust the height of the legs as necessary.

Set the bathtub into position and ensure that the bathtub sits level properly. A water test should be done to ensure appropriate drainage. Adjust legs as necessary.

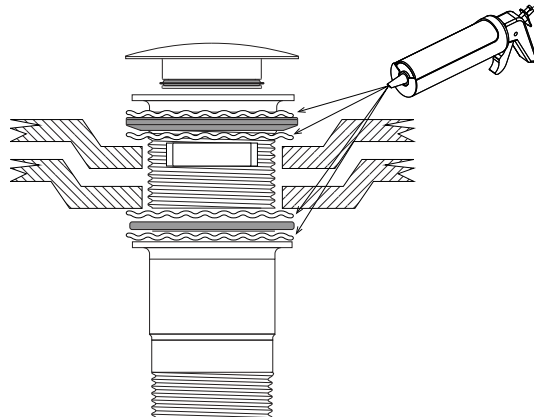
Once the bathtub is adjusted and in place, mark the outer edge of the bathtub on the floor.



### Install the drain in the bathtub.

You must seal under the top flange of the drain, and around the drain where it protrudes from the bottom of the bathtub.

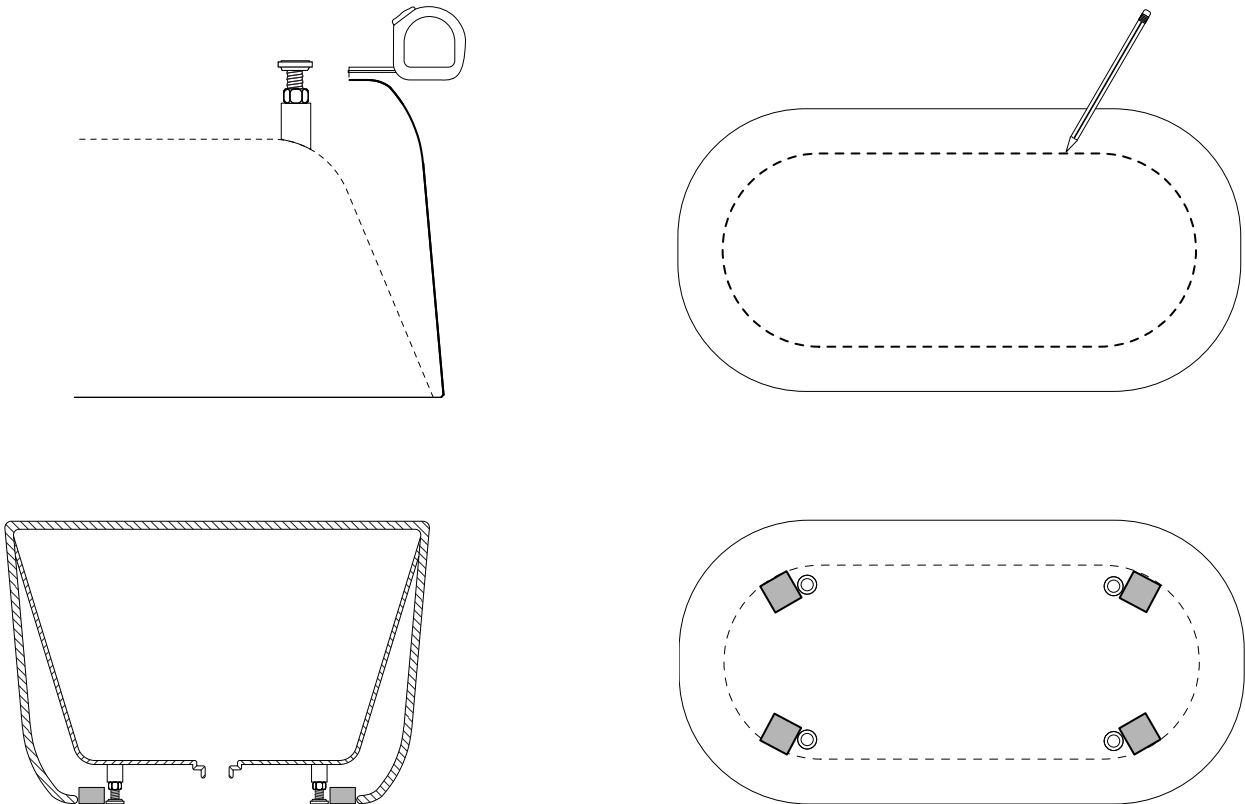
Water-test the bathtub for at least 24 hrs. Do this by capping the drainpipe, then filling the bathtub with water past the overflow channel.



### Install blocking under the bathtub to prevent lateral movement.

To do this:

- Measure the width of the bottom apron of the bathtub.
- Trace an outline of the inside skirt on the floor following the dimensions of the outline marked in Step 1.
- Place wood blocking on the floor and align to the marking showing the inside of the skirt. Fasten the blocking to the floor.
- Replace the bathtub to ensure that the blocking prevents lateral movement, but does not put pressure on the skirt.



---

## 4

---

Prepare the plumbing rough-in as required. T.H. Smith bathtubs must be installed using an Island Tub Drain. This simplifies future servicing of the bathtub if required.

---

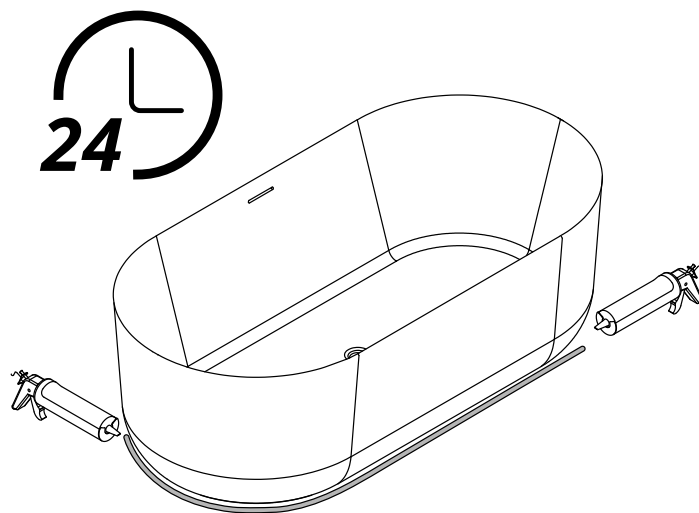
## 5

---

Proceed with the final installation of the bathtub, ensuring:

- All locknuts on the legs are tight.
- All legs contact the floor.
- There is a gap of at least 1/8" between the skirt and the floor.
- The bathtub is level and drains properly.
- All plumbing fittings are secured, and there are no leaks.

Apply a continuous bead of silicone between the bottom of the bathtub skirt and the floor. Let the silicone dry for at least 24 hours before using the bathtub.



## **Maintenance**

Wipe the bathtub with a soft towel after each use.

Use a well-diluted, mild liquid dishwashing detergent to keep surfaces clean. Rinse well and dry with a clean cloth.

Do not use any essential oils or any additives containing essential oils in this bathtub. They will cause staining and chemical damage to the bath's surface.

Do not use abrasive liquid cleaners or powdered detergents. They will dull and may scratch the surface.

Cleaning products should be tested on an inconspicuous area before using to clean the bath.

Do not use solvent based products or corrosive products in or near the bathtub. These include acetone, nail polish remover, paint thinners, etc.

## **Warranty**

T.H. Smith Company Ltd. (hereafter "T.H. SMITH") offers the following limited warranty on each of its products. This warranty extends only to the original owner/end-user for personal household use.

T.H. SMITH warrants their products to be free from defects in workmanship and materials under normal use and service for a period of one (1) year from the original date of purchase by the owner/end-user. Any product reported to an authorized dealer or to T.H. SMITH as being defective within the warranty period will be repaired or replaced (with a product of equal value) at the discretion of T.H. SMITH. This warranty is not transferable to a subsequent owner. Neither the distributor, authorized T.H. SMITH dealer, nor any other person has been authorized to make any affirmation or representation of this warranty; any affirmation, representation or warranty other than those contained in this warranty shall not be enforceable against T.H. SMITH or any other person.

T.H. SMITH reserves the right to modify this warranty at any time, it being understood that such modification will not alter the warranty conditions applicable at the time of the sale of the product in question. This warranty shall not apply following incorrect operating procedures, breakage or damages caused by fault, carelessness, abuse, misuse, misapplication, improper maintenance, alteration or modification of the unit, as well as chemical or natural corrosion, accident, fire, flood, act of God, or any other casualty. This warranty shall not apply to stain or malfunction caused by ferrous water, hard water, or salty water.

T.H. SMITH is not responsible for transportation costs of the defective product from the installation site to T.H. SMITH, or for the return of any part, or for the cost of labour or services incurred in the removal or reinstallation of any part. T.H. SMITH expressly disclaims and excludes any liability for the consequential or incidental damage caused or resulting from incidental event, loss of time, loss of use, inconvenience, unnecessary expenses, labour, material of other costs with respect to the application of this warranty or with respect to the removal or replacement of a defective product. Under no circumstances shall T.H. SMITH or any of its representatives be held liable for injury to any person or damage to any property however arising.

**T.H. SMITH COMPANY LTD.**

www.thsmith.ca

sales@thsmith.com

P: 778 600-1822

E: sales@thsmith.com

# T.H. SMITH CO

## Freestanding Bathtub Warranty

T.H. Smith Company Ltd. (hereafter "T.H. SMITH") offers the following limited warranty on each of its products. This warranty extends only to the original owner/end-user for personal household use.

T.H. SMITH warrants their products to be free from defects in workmanship and materials under normal use and service for a period of one (1) year from the original date of purchase by the owner/end-user. Any product reported to an authorized dealer or to T.H. SMITH as being defective within the warranty period will be repaired or replaced (with a product of equal value) at the discretion of T.H. SMITH. This warranty is not transferable to a subsequent owner. Neither the distributor, authorized T.H. SMITH dealer, nor any other person has been authorized to make any affirmation or representation of this warranty; any affirmation, representation or warranty other than those contained in this warranty shall not be enforceable against T.H. SMITH or any other person.

T.H. SMITH reserves the right to modify this warranty at any time, it being understood that such modification will not alter the warranty conditions applicable at the time of the sale of the product in question. This warranty shall not apply following incorrect operating procedures, breakage or damages caused by fault, carelessness, abuse, misuse, misapplication, improper maintenance, alteration or modification of the unit, as well as chemical or natural corrosion, accident, fire, flood, act of God, or any other casualty. This warranty shall not apply to stain or malfunction caused by ferrous water, hard water, or salty water.

T.H. SMITH is not responsible for transportation costs of the defective product from the installation site to T.H. SMITH, or for the return of any part, or for the cost of labour or services incurred in the removal or reinstallation of any part. T.H. SMITH expressly disclaims and excludes any liability for the consequential or incidental damage caused or resulting from incidental event, loss of time, loss of use, inconvenience, unnecessary expenses, labour, material or other costs with respect to the application of this warranty or with respect to the removal or replacement of a defective product. Under no circumstances shall T.H. SMITH or any of its representatives be held liable for injury to any person or damage to any property however arising.

### **T.H. SMITH COMPANY LTD.**

[www.thsmith.ca](http://www.thsmith.ca)

P: 778 600-1822

E: [sales@thsmith.com](mailto:sales@thsmith.com)